



Woodley Road, SG12 7HR
Ware





Kings
GROUP

Woodley Road, SG12 7HR

Kings Group Hertford are delighted to offer FOR SALE this stunningly presented, FOUR BEDROOM SEMI-DETACHED HOUSE in Ware.

This family home has been extended & benefits from a loft conversion providing an enormous master bedroom with built in wardrobes & an en-suite.

The ground floor is comprised of, a welcoming entrance hall that leads to a spacious lounge with a chimney breast that houses a wood burner. This room flows through to the stunning modern kitchen with a breakfast bar. There is also a separate utility room with a sink. As you continue onto a second reception room which acts as a dining space, you proceed onto a study & downstairs toilet with additional sink & base units.

Sliding doors provides access to the landscaped garden with a suntrap at the rear, there is also a large shed with power.

Upstairs you are met with two double bedrooms with built in wardrobes & a small double. This room is cleverly designed with a raised bunk bed with underneath storage space as well as built in wardrobe and desk.

Lastly the property has a large driveway for up to three cars.

£585,000



- Four Bedroom End of Terrace House
- Immaculately Presented
- Landscape Garden
- Utility Room & Downstairs WC
- Catchment Area of Presdales School and Priors Wood Primary School

- Freehold
- Large Driveway
- Rear Extension & Loft Conversion
- 1.1 miles from Ware Train Station
- Council Tax Band E

Porch 4'09 x 5'50 (1.45m x 1.52m)

Entrance Hall 6'01 x 5'10 (1.85m x 1.78m)

Lounge 13'25 x 13'59 (3.96m x 3.96m)

Kitchen 9'83 x 23'14 (2.74m x 7.01m)

Utility Room 13'33 x 5'46 (3.96m x 1.52m)

Dining Room 8'45 x 15'97 (2.44m x 4.57m)

Study 7'84 x 5'12 (2.13m x 1.52m)

Downstairs WC 8'10 x 5'56 (2.69m x 1.52m)

First Floor Landing 5'08 x 14'80 (1.73m x 4.27m)

Bedroom 1 16'64 x 12'82 (4.88m x 3.66m)

Bedroom 2 16'11 x 14'80 (5.16m x 4.27m)

Bedroom 3 11'56 x 14'89 (3.35m x 4.27m)

Bedroom 4 13'07 x 8'04 (4.14m x 2.54m)

Family Bathroom 9'38 x 6'01 (2.74m x 1.85m)

En-suite 9'78 x 4'55 (2.74m x 1.22m)


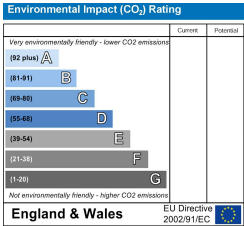
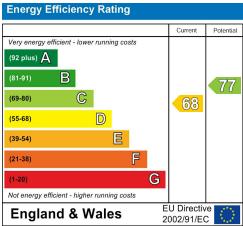






kings
GROUP





Whilst every attempt has been made to ensure the accuracy of the floorplan contained here, measurements of doors, windows, rooms and any other items are approximate and no responsibility is taken for any error, omission or mis-statement. This plan is for illustrative purposes only and should be used as such by any prospective purchaser. The services, systems and appliances shown have not been tested and no guarantee as to their operability or efficiency can be given.
Made with Metropix ©2022

THE PROPERTY MISDESCRIPTIONS ACT 1991. The agent has not tested any apparatus, equipment, fixtures or services and so cannot verify that they are in working order, or fit for the purpose. References to the Tenure of a property are based on information supplied by the vendor. The agent has not had sight of the Title documents. A buyer is advised to obtain verification from their Solicitor or Surveyor. Note: These details are correct at time of going to press.

28 Maidenhead Street, Hertford,
Hertfordshire, SG14 1DR
T: 01992 586570
E:
www.kings-group.net

